










**FIL-WELTCUP**  
auf Naturbahn 2006/07  
Einsitzer HERREN - singles MEN  
Lungiaru / ITA



*Ergebnisliste Wertungslauf - result list competition run*

| Rng | Stn. | Teilnehmer  | Nat | Zwischen- und Sequenzzeiten   | Zielzeit       | Diff        | Ptke       |
|-----|------|---|-----|---|----------------|-------------|------------|
| Rnk | Stn. | Competitor  | Nat | Intermediate and sequence times   | Fin.time       | Diff        | Pts        |
| 1.  | 52   | <b>PSENNER Martin</b>   | ITA | 1.L 01.70 (7) 29.28 (11) 1:04.83 (5)<br>27,58 (11) 35,55 (5) 19,92 (2)  | 1:24.75(1)     | 0,00        |            |
|     |      |    |     | 2.L 01.69 (7) 29.18 (2) 1:04.66 (2)<br>27,49 (2) 35,48 (2) 19,95 (1)    | 1:24.61(2)     | 0,38        |            |
|     |      |   |     | <b>GS</b>   | <b>2:49.36</b> | <b>0,00</b> | <b>100</b> |
| 2.  | 50   | <b>PILZ Gerhard</b>   | AUT | 1.L 01.66 (46) 29.09 (2) 1:04.50 (1)<br>27,43 (5) 35,41 (2) 20,25 (6)   | 1:24.75(1)     | 0,00        |            |
|     |      |    |     | 2.L 01.67 (1) 29.28 (4) 1:04.89 (4)<br>27,61 (4) 35,61 (4) 20,36 (6)    | 1:25.25(3)     | 1,02        |            |
|     |      |   |     | <b>GS</b>   | <b>2:50.00</b> | <b>0,64</b> | <b>85</b>  |
| 3.  | 2    | <b>CLARA Hannes</b>   | ITA | 1.L 01.68 (4) 29.27 (10) 1:04.73 (3)<br>27,59 (12) 35,46 (3) 20,16 (4)  | 1:24.89(3)     | 0,14        |            |
|     |      |   |     | 2.L 01.67 (1) 29.29 (5) 1:04.78 (3)<br>27,62 (5) 35,49 (3) 20,49 (12)   | 1:25.27(4)     | 1,04        |            |
|     |      |   |     | <b>GS</b>   | <b>2:50.16</b> | <b>0,80</b> | <b>70</b>  |
| 4.  | 31   | <b>BLASBICHLER Anton</b>  | ITA | 1.L 01.70 (7) 29.09 (2) 1:04.61 (2)<br>27,39 (4) 35,52 (4) 20,29 (8)    | 1:24.90(4)     | 0,15        |            |
|     |      |  |     | 2.L 01.68 (5) 29.30 (6) 1:04.92 (5)<br>27,62 (6) 35,62 (5) 20,35 (5)    | 1:25.27(4)     | 1,04        |            |
|     |      |   |     | <b>GS</b>   | <b>2:50.17</b> | <b>0,81</b> | <b>60</b>  |
| 5.  | 51   | <b>SCHWAB Gernot</b>  | AUT | 1.L 01.70 (7) 29.00 (1) 1:04.78 (4)<br>27,30 (46) 35,78 (10) 20,16 (4)  | 1:24.94(5)     | 0,19        |            |
|     |      |  |     | 2.L 01.69 (7) 29.45 (10) 1:05.32 (7)<br>27,76 (10) 35,87 (7) 20,51 (13) | 1:25.83(7)     | 1,60        |            |
|     |      |   |     | <b>GS</b>   | <b>2:50.77</b> | <b>1,41</b> | <b>55</b>  |
| 6.  | 46   | <b>RAINER Mathias</b>   | ITA | 1.L 01.67 (3) 29.21 (5) 1:04.83 (5)<br>27,54 (8) 35,62 (6) 20,28 (7)    | 1:25.11(6)     | 0,36        |            |
|     |      |  |     | 2.L 01.67 (1) 29.53 (11) 1:05.51 (9)<br>27,86 (12) 35,98 (8) 20,45 (10) | 1:25.96(10)    | 1,73        |            |
|     |      |   |     | <b>GS</b>   | <b>2:51.07</b> | <b>1,71</b> | <b>50</b>  |
| 7.  | 47   | <b>BATKOWSKI Robert</b>   | AUT | 1.L 01.70 (7) 29.21 (5) 1:04.95 (7)<br>27,51 (7) 35,74 (7) 20,43 (13)   | 1:25.38(8)     | 0,63        |            |
|     |      |  |     | 2.L 01.69 (7) 29.34 (7) 1:05.19 (6)<br>27,65 (7) 35,85 (6) 20,59 (14)   | 1:25.78(6)     | 1,55        |            |
|     |      |   |     | <b>GS</b>   | <b>2:51.16</b> | <b>1,80</b> | <b>46</b>  |

21.01.2007

Lungiaru / ITA

Seite/Page 1 von/from 7

Rodelauswertungsprogramm SPORTEDEV MALL V1.1

Lizenz : Fédération Internationale de Luge de Course (FIL)

© MALL Karl  
www.sportdev.com

Datenverarbeitung: WURZER Herbert  
Dataprocessing:

www.fil-luge.org

Zeitmessung:  
Timing:








**FIL-WELTCUP**  
auf Naturbahn 2006/07  
Einsitzer HERREN - singles MEN  
Lungiaru / ITA



*Ergebnisliste Wertungslauf - result list competition run*

| Rng | Stn. | Teilnehmer  | Nat | Zwischen- und Sequenzzeiten  | Zielzeit           | Diff | Ptke      |
|-----|------|---|-----|--|--------------------|------|-----------|
| Rnk | Stn. | Competitor  | Nat | Intermediate and sequence times  | Fin.time           | Diff | Pts       |
| 8.  | 45   | <b>KAMMERLANDER Thomas</b>  | AUT | 1.L 01.71 (12) 29.30 (12) 1:05.06 (9)<br>27,59 (12) 35,76 (8) 20,11 (3)    | <b>1:25.17(7)</b>  | 0,42 |           |
|     |      |    |     | 2.L 01.72 (17) 29.68 (14) 1:05.72 (13)<br>27,96 (14) 36,04 (10) 20,45 (11) | <b>1:26.17(12)</b> | 1,94 |           |
|     |      |   |     | <b>GS</b>  | <b>2:51.34</b>     | 1,98 | <b>42</b> |
| 9.  | 48   | <b>BREITENBERGER Florian</b>  | ITA | 1.L 01.69 (5) 29.25 (9) 1:05.04 (8)<br>27,56 (10) 35,79 (11) 20,46 (14)    | <b>1:25.50(11)</b> | 0,75 |           |
|     |      |    |     | 2.L 01.67 (1) 29.27 (3) 1:05.50 (8)<br>27,60 (3) 36,23 (14) 20,39 (7)      | <b>1:25.89(9)</b>  | 1,66 |           |
|     |      |   |     | <b>GS</b>  | <b>2:51.39</b>     | 2,03 | <b>39</b> |
| 9.  | 16   | <b>WAGNER Dominik</b>   | AUT | 1.L 01.74 (17) 29.49 (13) 1:05.25 (12)<br>27,75 (15) 35,76 (8) 20,29 (8)   | <b>1:25.54(12)</b> | 0,79 |           |
|     |      |   |     | 2.L 01.76 (22) 29.67 (13) 1:05.65 (11)<br>27,91 (13) 35,98 (8) 20,20 (3)   | <b>1:25.85(8)</b>  | 1,62 |           |
|     |      |   |     | <b>GS</b>  | <b>2:51.39</b>     | 2,03 | <b>39</b> |
| 11. | 39   | <b>PAGON Ziga</b>   | SLO | 1.L 01.72 (14) 29.21 (5) 1:05.09 (10)<br>27,49 (6) 35,88 (12) 20,30 (10)   | <b>1:25.39(9)</b>  | 0,64 |           |
|     |      |  |     | 2.L 01.70 (10) 29.44 (9) 1:05.65 (11)<br>27,74 (9) 36,21 (13) 20,39 (7)    | <b>1:26.04(11)</b> | 1,81 |           |
|     |      |   |     | <b>GS</b>  | <b>2:51.43</b>     | 2,07 | <b>34</b> |
| 12. | 49   | <b>KAMMERLANDER Gerald</b>  | AUT | 1.L 01.74 (17) 29.12 (4) 1:05.10 (11)<br>27,38 (3) 35,98 (13) 20,39 (11)   | <b>1:25.49(10)</b> | 0,74 |           |
|     |      |  |     | 2.L 01.71 (13) 29.37 (8) 1:05.58 (10)<br>27,66 (8) 36,21 (12) 20,68 (15)   | <b>1:26.26(13)</b> | 2,03 |           |
|     |      |   |     | <b>GS</b>  | <b>2:51.75</b>     | 2,39 | <b>32</b> |
| 13. | 41   | <b>GRAUSAM Marcus</b>   | GER | 1.L 01.69 (5) 29.24 (8) 1:05.35 (13)<br>27,55 (9) 36,11 (14) 20,42 (12)    | <b>1:25.77(13)</b> | 1,02 |           |
|     |      |  |     | 2.L 01.71 (13) 29.53 (11) 1:05.87 (14)<br>27,82 (11) 36,34 (17) 20,69 (16) | <b>1:26.56(16)</b> | 2,33 |           |
|     |      |   |     | <b>GS</b>  | <b>2:52.33</b>     | 2,97 | <b>30</b> |
| 14. | 40   | <b>KIERSPEL Bjoern</b>  | GER | 1.L 01.70 (7) 29.79 (17) 1:05.96 (16)<br>28,09 (19) 36,17 (15) 20,54 (15)  | <b>1:26.50(14)</b> | 1,75 |           |
|     |      |  |     | 2.L 01.68 (5) 29.72 (15) 1:06.10 (18)<br>28,04 (16) 36,38 (19) 20,40 (9)   | <b>1:26.50(15)</b> | 2,27 |           |
|     |      |   |     | <b>GS</b>  | <b>2:53.00</b>     | 3,64 | <b>28</b> |

21.01.2007

Lungiaru / ITA

Seite/Page 2 von/from 7

Rodelauswertungsprogramm SPORTEDEV MALL V1.1

Lizenz : Fédération Internationale de Luge de Course (FIL)

© MALL Karl  
www.sportdev.com

Datenverarbeitung: WURZER Herbert  
Dataprocessing:

www.fil-luge.org

Zeitmessung:  
Timing:












**FIL-WELTCUP**  
auf Naturbahn 2006/07  
Einsitzer HERREN - singles MEN  
Lungiaru / ITA



*Ergebnisliste Wertungslauf - result list competition run*

| Rng | Stn. | Teilnehmer  | Nat | Zwischen- und Sequenzzeiten  | Zielzeit           | Diff | Ptke      |
|-----|------|---|-----|--|--------------------|------|-----------|
| Rnk | Stn. | Competitor  | Nat | Intermediate and sequence times  | Fin.time           | Diff | Pts       |
| 15. | 27   | <b>EGOROV Aleksandr</b>   | RUS | 1.L 01.77 (26) 29.50 (14) 1:05.95 (15)<br>27,73 (14) 36,45 (19) 20,79 (19) | <b>1:26.74(16)</b> | 1,99 |           |
|     |      |    |     | 2.L 01.78 (29) 29.81 (17) 1:06.04 (15)<br>28,03 (15) 36,23 (14) 20,79 (17) | <b>1:26.83(17)</b> | 2,60 |           |
|     |      |   |     | <b>GS</b>  | <b>2:53.57</b>     | 4,21 | <b>26</b> |
| 16. | 33   | <b>WICHAN Christian</b>   | GER | 1.L 01.80 (33) 30.06 (21) 1:06.50 (18)<br>28,26 (22) 36,44 (18) 21,02 (24) | <b>1:27.52(19)</b> | 2,77 |           |
|     |      |    |     | 2.L 01.78 (29) 29.93 (20) 1:06.07 (16)<br>28,15 (20) 36,14 (11) 20,23 (4)  | <b>1:26.30(14)</b> | 2,07 |           |
|     |      |   |     | <b>GS</b>  | <b>2:53.82</b>     | 4,46 | <b>25</b> |
| 17. | 38   | <b>JEDRZEJKO Adam</b>   | POL | 1.L 01.72 (14) 29.67 (15) 1:05.86 (14)<br>27,95 (16) 36,19 (16) 20,75 (17) | <b>1:26.61(15)</b> | 1,86 |           |
|     |      |   |     | 2.L 01.70 (10) 29.81 (17) 1:06.18 (19)<br>28,11 (18) 36,37 (18) 21,05 (24) | <b>1:27.23(19)</b> | 3,00 |           |
|     |      |   |     | <b>GS</b>  | <b>2:53.84</b>     | 4,48 | <b>24</b> |
| 18. | 36   | <b>WANICZEK Damian</b>  | POL | 1.L 01.74 (17) 29.79 (17) 1:06.20 (17)<br>28,05 (18) 36,41 (17) 20,62 (16) | <b>1:26.82(17)</b> | 2,07 |           |
|     |      |  |     | 2.L 01.71 (13) 29.83 (19) 1:06.65 (20)<br>28,12 (19) 36,82 (20) 20,89 (21) | <b>1:27.54(20)</b> | 3,31 |           |
|     |      |   |     | <b>GS</b>  | <b>2:54.36</b>     | 5,00 | <b>23</b> |
| 19. | 35   | <b>KRALJ Borut</b>  | SLO | 1.L 01.74 (17) 29.92 (20) 1:06.62 (19)<br>28,18 (21) 36,70 (20) 20,80 (20) | <b>1:27.42(18)</b> | 2,67 |           |
|     |      |  |     | 2.L 01.73 (18) 29.98 (22) 1:06.93 (21)<br>28,25 (22) 36,95 (21) 20,85 (19) | <b>1:27.78(21)</b> | 3,55 |           |
|     |      |   |     | <b>GS</b>  | <b>2:55.20</b>     | 5,84 | <b>22</b> |
| 20. | 43   | <b>MAURER Georg</b>   | GER | 1.L 01.71 (12) 29.70 (16) 1:07.70 (22)<br>27,99 (17) 38,00 (29) 20,77 (18) | <b>1:28.47(22)</b> | 3,72 |           |
|     |      |  |     | 2.L 01.71 (13) 29.80 (16) 1:06.07 (16)<br>28,09 (17) 36,27 (16) 20,87 (20) | <b>1:26.94(18)</b> | 2,71 |           |
|     |      |   |     | <b>GS</b>  | <b>2:55.41</b>     | 6,05 | <b>21</b> |
| 21. | 32   | <b>MEGLIC Miha</b>  | SLO | 1.L 01.81 (36) 29.90 (19) 1:07.01 (20)<br>28,09 (19) 37,11 (22) 20,80 (20) | <b>1:27.81(20)</b> | 3,06 |           |
|     |      |  |     | 2.L 01.79 (36) 29.97 (21) 1:07.19 (22)<br>28,18 (21) 37,22 (22) 21,12 (26) | <b>1:28.31(22)</b> | 4,08 |           |
|     |      |   |     | <b>GS</b>  | <b>2:56.12</b>     | 6,76 | <b>20</b> |

21.01.2007

Lungiaru / ITA

Seite/Page 3 von/from 7

Rodelauswertungsprogramm SPORTEDEV MALL V1.1

Lizenz : Fédération Internationale de Luge de Course (FIL)

© MALL Karl  
www.sportdev.com

Datenverarbeitung: WURZER Herbert  
Dataprocessing:

www.fil-luge.org

Zeitmessung:  
Timing:












**FIL-WELTCUP**  
auf Naturbahn 2006/07  
Einsitzer HERREN - singles MEN  
Lungiaru / ITA



*Ergebnisliste Wertungslauf - result list competition run*

| Rng<br>Rnk | Stn.<br>Stn. | Teilnehmer<br>Competitor  | Nat<br>Nat | Zwischen- und Sequenzzeiten<br>Intermediate and sequence times |            |              |                     | Zielzeit<br>Fin.time | Diff<br>Diff | Ptke<br>Pts |
|------------|--------------|---|------------|--|------------|--------------|---------------------|----------------------|--------------|-------------|
| 22.        | 34           | <b>WICHAN Markus</b>  | GER        | 1.L 01.77 (26)   | 30.46 (24) | 1:08.11 (25) | <b>1:29.19(24)</b>  | 4,44                 |              |             |
|            |              |    |            | 28,69 (25)   | 37,65 (27) | 21,08 (26)   |                     |                      |              |             |
|            |              |   |            | 2.L 01.76 (22)   | 30.24 (23) | 1:08.17 (23) | <b>1:29.01 (23)</b> | 4,78                 |              |             |
|            |              |   |            | 28,48 (23)   | 37,93 (24) | 20,84 (18)   |                     |                      |              |             |
|            |              |   |            | <b>GS</b>  |            |              | <b>2:58.20</b>      | <b>8,84</b>          | <b>19</b>    |             |
| 23.        | 29           | <b>LASZCZAK Andrzej</b>   | POL        | 1.L 01.80 (33)   | 30.54 (27) | 1:07.90 (23) | <b>1:28.91(23)</b>  | 4,16                 |              |             |
|            |              |    |            | 28,74 (27)   | 37,36 (23) | 21,01 (23)   |                     |                      |              |             |
|            |              |   |            | 2.L 01.77 (25)   | 30.37 (25) | 1:08.32 (25) | <b>1:29.38(25)</b>  | 5,15                 |              |             |
|            |              |   |            | 28,60 (25)   | 37,95 (25) | 21,06 (25)   |                     |                      |              |             |
|            |              |   |            | <b>GS</b>  |            |              | <b>2:58.29</b>      | <b>8,93</b>          | <b>18</b>    |             |
| 24.        | 30           | <b>SCHULTZ Julien</b>   | USA        | 1.L 01.75 (23)   | 30.37 (23) | 1:08.13 (26) | <b>1:29.19(24)</b>  | 4,44                 |              |             |
|            |              |   |            | 28,62 (24)   | 37,76 (28) | 21,06 (25)   |                     |                      |              |             |
|            |              |   |            | 2.L 01.77 (25)   | 30.30 (24) | 1:08.18 (24) | <b>1:29.19(24)</b>  | 4,96                 |              |             |
|            |              |   |            | 28,53 (24)   | 37,88 (23) | 21,01 (23)   |                     |                      |              |             |
|            |              |   |            | <b>GS</b>  |            |              | <b>2:58.38</b>      | <b>9,02</b>          | <b>17</b>    |             |
| 25.        | 15           | <b>JOHNSON Kaj</b>  | CAN        | 1.L 01.77 (26)   | 30.52 (26) | 1:07.95 (24) | <b>1:29.31(26)</b>  | 4,56                 |              |             |
|            |              |  |            | 28,75 (28)   | 37,43 (25) | 21,36 (27)   |                     |                      |              |             |
|            |              |   |            | 2.L 01.76 (22)   | 30.41 (26) | 1:08.66 (27) | <b>1:29.80(26)</b>  | 5,57                 |              |             |
|            |              |   |            | 28,65 (26)   | 38,25 (28) | 21,14 (27)   |                     |                      |              |             |
|            |              |   |            | <b>GS</b>  |            |              | <b>2:59.11</b>      | <b>9,75</b>          | <b>16</b>    |             |
| 26.        | 4            | <b>JACHNICKI Dawid</b>  | POL        | 1.L 01.81 (36)   | 30.85 (32) | 1:08.43 (28) | <b>1:30.08(28)</b>  | 5,33                 |              |             |
|            |              |  |            | 29,04 (33)   | 37,58 (26) | 21,65 (33)   |                     |                      |              |             |
|            |              |   |            | 2.L 01.78 (29)   | 30.44 (27) | 1:08.62 (26) | <b>1:29.91(27)</b>  | 5,68                 |              |             |
|            |              |   |            | 28,66 (27)   | 38,18 (27) | 21,29 (30)   |                     |                      |              |             |
|            |              |   |            | <b>GS</b>  |            |              | <b>2:59.99</b>      | <b>10,63</b>         | <b>15</b>    |             |
| 27.        | 10           | <b>GIBSON John</b>  | CAN        | 1.L 01.74 (17)   | 30.13 (22) | 1:07.21 (21) | <b>1:28.17(21)</b>  | 3,42                 |              |             |
|            |              |  |            | 28,39 (23)   | 37,08 (21) | 20,96 (22)   |                     |                      |              |             |
|            |              |   |            | 2.L 01.73 (18)   | 32.77 (33) | 1:11.32 (32) | <b>1:32.28(32)</b>  | 8,05                 |              |             |
|            |              |   |            | 31,04 (33)   | 38,55 (29) | 20,96 (22)   |                     |                      |              |             |
|            |              |   |            | <b>GS</b>  |            |              | <b>3:00.45</b>      | <b>11,09</b>         | <b>14</b>    |             |
| 28.        | 23           | <b>BOTZEV Galabin</b>   | BUL        | 1.L 01.76 (25)   | 30.47 (25) | 1:08.53 (29) | <b>1:30.12(29)</b>  | 5,37                 |              |             |
|            |              |  |            | 28,71 (26)   | 38,06 (30) | 21,59 (31)   |                     |                      |              |             |
|            |              |   |            | 2.L 01.77 (25)   | 30.74 (31) | 1:09.31 (30) | <b>1:30.55(29)</b>  | 6,32                 |              |             |
|            |              |   |            | 28,97 (31)   | 38,57 (30) | 21,24 (29)   |                     |                      |              |             |
|            |              |   |            | <b>GS</b>  |            |              | <b>3:00.67</b>      | <b>11,31</b>         | <b>13</b>    |             |

21.01.2007

Lungiaru / ITA

Seite/Page 4 von/from 7

Rodelauswertungsprogramm SPORTEDEV MALL V1.1

Lizenz : Fédération Internationale de Luge de Course (FIL)

© MALL Karl  
www.sportdev.com

Datenverarbeitung: WURZER Herbert  
Dataprocessing:

www.fil-luge.org

Zeitmessung:  
Timing:












**FIL-WELTCUP**  
auf Naturbahn 2006/07  
Einsitzer HERREN - singles MEN  
Lungiaru / ITA



*Ergebnisliste Wertungslauf - result list competition run*

| Rng<br>Rnk | Stn.<br>Stn. | Teilnehmer<br>Competitor  | Nat<br>Nat | Zwischen- und Sequenzzeiten<br>Intermediate and sequence times |            |              |                | Zielzeit<br>Fin.time | Diff<br>Diff | Ptke<br>Pts |
|------------|--------------|---|------------|--|------------|--------------|----------------|----------------------|--------------|-------------|
| 29.        | 24           | ALIMOV Denis  | RUS        | 1.L 01.78 (29)   | 30.73 (30) | 1:09.48 (31) | 1:31.06(31)    | 6,31                 |              |             |
|            |              |    |            | 28,95 (31)   | 38,75 (32) | 21,58 (30)   |                |                      |              |             |
|            |              |   |            | 2.L 01.78 (29)   | 30.56 (29) | 1:08.70 (28) | 1:29.93(28)    | 5,70                 |              |             |
|            |              |   |            | 28,78 (29)   | 38,14 (26) | 21,23 (28)   |                |                      |              |             |
|            |              |   |            | <b>GS</b>  |            |              | <b>3:00.99</b> | <b>11,63</b>         | <b>12</b>    |             |
| 30.        | 12           | PUSEY Corey   | CAN        | 1.L 01.74 (17)   | 30.63 (29) | 1:09.33 (30) | 1:30.84(30)    | 6,09                 |              |             |
|            |              |    |            | 28,89 (30)   | 38,70 (31) | 21,51 (28)   |                |                      |              |             |
|            |              |   |            | 2.L 01.75 (20)   | 30.57 (30) | 1:09.46 (31) | 1:31.43(31)    | 7,20                 |              |             |
|            |              |   |            | 28,82 (30)   | 38,89 (32) | 21,97 (32)   |                |                      |              |             |
|            |              |   |            | <b>GS</b>  |            |              | <b>3:02.27</b> | <b>12,91</b>         | <b>11</b>    |             |
| 31.        | 28           | UHLMANN Rene  | LIE        | 1.L 01.78 (29)   | 30.57 (28) | 1:09.56 (32) | 1:31.20(32)    | 6,45                 |              |             |
|            |              |   |            | 28,79 (29)   | 38,99 (33) | 21,64 (32)   |                |                      |              |             |
|            |              |   |            | 2.L 01.78 (29)   | 30.49 (28) | 1:09.19 (29) | 1:31.35(30)    | 7,12                 |              |             |
|            |              |   |            | 28,71 (28)   | 38,70 (31) | 22,16 (34)   |                |                      |              |             |
|            |              |   |            | <b>GS</b>  |            |              | <b>3:02.55</b> | <b>13,19</b>         | <b>10</b>    |             |
| 32.        | 13           | FENDER Damian   | POL        | 1.L 01.81 (36)   | 30.81 (31) | 1:08.22 (27) | 1:29.77(27)    | 5,02                 |              |             |
|            |              |  |            | 29,00 (32)   | 37,41 (24) | 21,55 (29)   |                |                      |              |             |
|            |              |   |            | 2.L 01.80 (37)   | 34.40 (39) | 1:14.12 (35) | 1:35.46(34)    | 11,23                |              |             |
|            |              |   |            | 32,60 (39)   | 39,72 (34) | 21,34 (31)   |                |                      |              |             |
|            |              |   |            | <b>GS</b>  |            |              | <b>3:05.23</b> | <b>15,87</b>         | <b>9</b>     |             |
| 33.        | 19           | PRYSYACNYUK Yevhen  | UKR        | 1.L 01.75 (23)   | 31.43 (33) | 1:11.38 (33) | 1:33.30(33)    | 8,55                 |              |             |
|            |              |  |            | 29,68 (34)   | 39,95 (35) | 21,92 (34)   |                |                      |              |             |
|            |              |   |            | 2.L 01.75 (20)   | 31.15 (32) | 1:11.37 (33) | 1:33.45(33)    | 9,22                 |              |             |
|            |              |   |            | 29,40 (32)   | 40,22 (35) | 22,08 (33)   |                |                      |              |             |
|            |              |   |            | <b>GS</b>  |            |              | <b>3:06.75</b> | <b>17,39</b>         | <b>8</b>     |             |
| 34.        | 53           | PIGNETER Patrick  | ITA        | 1.L 01.72 (14)   | 47.97 (45) | 1:23.12 (41) | 1:42.92(39)    | 18,17                |              |             |
|            |              |  |            | 46,25 (45)   | 35,15 (1)  | 19,80 (1)    |                |                      |              |             |
|            |              |   |            | 2.L 01.70 (10)   | 29.03 (1)  | 1:04.12 (1)  | 1:24.23(1)     | 0,00                 |              |             |
|            |              |   |            | 27,33 (1)  | 35,09 (1)  | 20,11 (2)    |                |                      |              |             |
|            |              |   |            | <b>GS</b>  |            |              | <b>3:07.15</b> | <b>17,79</b>         | <b>7</b>     |             |
| 35.        | 22           | ZAKHAROV Vitaliy  | UKR        | 1.L 01.81 (36)   | 33.03 (34) | 1:12.43 (34) | 1:34.53(34)    | 9,78                 |              |             |
|            |              |  |            | 31,22 (35)   | 39,40 (34) | 22,10 (35)   |                |                      |              |             |
|            |              |   |            | 2.L 01.78 (29)   | 33.81 (35) | 1:13.26 (34) | 1:36.01(35)    | 11,78                |              |             |
|            |              |   |            | 32,03 (35)   | 39,45 (33) | 22,75 (37)   |                |                      |              |             |
|            |              |   |            | <b>GS</b>  |            |              | <b>3:10.54</b> | <b>21,18</b>         | <b>6</b>     |             |

21.01.2007

Lungiaru / ITA

Seite/Page 5 von/from 7

Rodelauswertungsprogramm SPORTEDEV MALL V1.1

Lizenz : Fédération Internationale de Luge de Course (FIL)

© MALL Karl  
www.sportdev.com

Datenverarbeitung: WURZER Herbert  
Dataprocessing:

www.fil-luge.org

Zeitmessung:  
Timing:












**FIL-WELTCUP**  
auf Naturbahn 2006/07  
Einsitzer HERREN - singles MEN  
Lungiaru / ITA



*Ergebnisliste Wertungslauf - result list competition run*

| Rng<br>Rnk | Stn.<br>Stn. | Teilnehmer<br>Competitor  | Nat<br>Nat | Zwischen- und Sequenzzeiten<br>Intermediate and sequence times |            |              |                     | Zielzeit<br>Fin.time | Diff<br>Diff | Ptke<br>Pts |
|------------|--------------|---|------------|--|------------|--------------|---------------------|----------------------|--------------|-------------|
| 36.        | 7            | URUMOV Yanislav   | BUL        | 1.L 01.85 (43)   | 33.28 (35) | 1:15.95 (36) | <b>1:38.78</b> (35) | 14,03                |              |             |
|            |              |    |            |  |            |              |                     |                      |              |             |
|            |              |   |            | 2.L 01.84 (41)   | 33.68 (34) | 1:16.26 (36) | <b>1:38.77</b> (36) | 14,54                |              |             |
|            |              |   |            |  |            |              |                     |                      |              |             |
|            |              |   |            |  |            |              | <b>3:17.55</b>      | <b>28,19</b>         | <b>5</b>     |             |
| 37.        | 6            | ARSOV Chardar   | BUL        | 1.L 01.79 (32)   | 33.73 (36) | 1:16.26 (37) | <b>1:40.97</b> (38) | 16,22                |              |             |
|            |              |    |            |  |            |              |                     |                      |              |             |
|            |              |   |            | 2.L 01.78 (29)   | 33.88 (36) | 1:17.88 (38) | <b>1:40.42</b> (37) | 16,19                |              |             |
|            |              |   |            |  |            |              |                     |                      |              |             |
|            |              |   |            |  |            |              | <b>3:21.39</b>      | <b>32,03</b>         | <b>4</b>     |             |
| 38.        | 17           | SENYUK Ihor   | UKR        | 1.L 01.81 (36)   | 34.76 (38) | 1:18.18 (38) | <b>1:40.71</b> (37) | 15,96                |              |             |
|            |              |   |            |  |            |              |                     |                      |              |             |
|            |              |   |            | 2.L 01.82 (39)   | 33.93 (37) | 1:18.68 (40) | <b>1:41.49</b> (38) | 17,26                |              |             |
|            |              |   |            |  |            |              |                     |                      |              |             |
|            |              |   |            |  |            |              | <b>3:22.20</b>      | <b>32,84</b>         | <b>3</b>     |             |
| 39.        | 25           | TAZLAOANU Ciprian   | ROM        | 1.L 01.78 (29)   | 34.27 (37) | 1:15.77 (35) | <b>1:39.21</b> (36) | 14,46                |              |             |
|            |              |  |            |  |            |              |                     |                      |              |             |
|            |              |   |            | 2.L 01.77 (25)   | 34.33 (38) | 1:17.40 (37) | <b>1:43.33</b> (39) | 19,10                |              |             |
|            |              |   |            |  |            |              |                     |                      |              |             |
|            |              |   |            |  |            |              | <b>3:22.54</b>      | <b>33,18</b>         | <b>2</b>     |             |
| 40.        | 9            | SAVOV Petar   | BUL        | 1.L 01.90 (45)   | 36.06 (40) | 1:21.20 (40) | <b>1:45.17</b> (40) | 20,42                |              |             |
|            |              |  |            |  |            |              |                     |                      |              |             |
|            |              |   |            | 2.L 01.86 (42)   | 36.07 (41) | 1:20.56 (41) | <b>1:44.42</b> (41) | 20,19                |              |             |
|            |              |   |            |  |            |              |                     |                      |              |             |
|            |              |   |            |  |            |              | <b>3:29.59</b>      | <b>40,23</b>         | <b>1</b>     |             |
| 41.        | 3            | RAIKOV Stefan   | BUL        | 1.L 01.83 (41)   | 35.71 (39) | 1:19.53 (39) | <b>1:46.50</b> (41) | 21,75                |              |             |
|            |              |  |            |  |            |              |                     |                      |              |             |
|            |              |   |            | 2.L 01.90 (44)   | 35.61 (40) | 1:18.67 (39) | <b>1:44.07</b> (40) | 19,84                |              |             |
|            |              |   |            |  |            |              |                     |                      |              |             |
|            |              |   |            |  |            |              | <b>3:30.57</b>      | <b>41,21</b>         | <b>1</b>     |             |
| 42.        | 14           | HICHEV Georgi   | BUL        | 1.L 01.80 (33)   | 39.50 (43) | 1:27.73 (43) | <b>1:53.59</b> (43) | 28,84                |              |             |
|            |              |  |            |  |            |              |                     |                      |              |             |
|            |              |   |            | 2.L 01.81 (38)   | 38.75 (42) | 1:26.61 (42) | <b>1:51.58</b> (42) | 27,35                |              |             |
|            |              |   |            |  |            |              |                     |                      |              |             |
|            |              |   |            |  |            |              | <b>3:45.17</b>      | <b>55,81</b>         | <b>1</b>     |             |

21.01.2007

Lungiaru / ITA

Seite/Page 6 von/from 7

Rodelauswertungsprogramm SPORTEVDV MALL V1.1

Lizenz : Fédération Internationale de Luge de Course (FIL)

© MALL Karl  
www.sportedv.com

Datenverarbeitung: WURZER Herbert  
Dataprocessing:

www.fil-luge.org

Zeitmessung:  
Timing:







**FIL-WELTCUP**  
auf Naturbahn 2006/07  
Einsitzer HERREN - singles MEN  
Lungiaru / ITA



*Ergebnisliste Wertungslauf - result list competition run*

| Rng<br>Rnk | Stn.<br>Stn. | Teilnehmer<br>Competitor  | Nat<br>Nat | Zwischen- und Sequenzzeiten<br>Intermediate and sequence times |            |              |                     | Zielzeit<br>Fin.time | Diff<br>Diff | Ptke<br>Pts |
|------------|--------------|---|------------|--|------------|--------------|---------------------|----------------------|--------------|-------------|
| 43.        | 20           | <b>HYZNER Maryan</b>  | UKR        | 1.L 02.00 (46)   | 38.72 (42) | 1:26.27 (42) | <b>1:52.20</b> (42) | 27,45                |              |             |
|            |              |  |            |  | 36,72 (43) | 47,55 (42)   | 25,93 (42)          |                      |              |             |
|            |              |   |            | 2.L 01.83 (40)   | 44.25 (44) | 1:32.33 (44) | <b>1:57.32</b> (44) | 33,09                |              |             |
|            |              |   |            |  | 42,42 (44) | 48,08 (44)   | 24,99 (42)          |                      |              |             |
|            |              |   |            | <b>GS</b>  |            |              | <b>3:49.52</b>      | 100,16               | <b>1</b>     |             |
| 44.        | 21           | <b>SCOTT David</b>  | GBR        | 1.L 01.83 (41)   | 37.07 (41) | 1:30.22 (44) | <b>2:12.17</b> (44) | 47,42                |              |             |
|            |              |  |            |  | 35,24 (42) | 53,15 (44)   | 41,95 (45)          |                      |              |             |
|            |              |   |            | 2.L 01.87 (43)   | 42.63 (43) | 1:27.81 (43) | <b>1:52.73</b> (43) | 28,50                |              |             |
|            |              |   |            |  | 40,76 (43) | 45,18 (42)   | 24,92 (40)          |                      |              |             |
|            |              |   |            | <b>GS</b>  |            |              | <b>4:04.90</b>      | 115,54               | <b>1</b>     |             |
| <hr/>      |              |   |            |  |            |              |                     |                      |              |             |
|            | 18           | <b>HUSEJNOVIC Faruk</b>   | BIH        |  |            |              | <b>N.A.S 2L</b>     |                      |              |             |
|            |              |   |            | 1.   |            |              | --                  |                      |              |             |
|            |              |   |            | 2.   |            |              |                     |                      |              |             |
| <hr/>      |              |   |            |  |            |              |                     |                      |              |             |
|            | 26           | <b>FILIMON Adrian</b>   | ROM        |  |            |              | <b>N.A.S 2L</b>     |                      |              |             |
|            |              |   |            | 1.   |            |              | --                  |                      |              |             |
|            |              |   |            | 2.   |            |              |                     |                      |              |             |
| <hr/>      |              |   |            |  |            |              |                     |                      |              |             |
|            | 1            | <b>RESCH Rudi</b>   | ITA        |  |            |              | <b>N.A.S 1L</b>     |                      |              |             |
|            | 5            | <b>SERB Olexander</b>   | UKR        |  |            |              | <b>N.A.S 1L</b>     |                      |              |             |
|            | 8            | <b>KIRILOV Kiril</b>  | BUL        |  |            |              | <b>N.A.S 1L</b>     |                      |              |             |
|            | 11           | <b>MARN Ervin</b>   | SLO        |  |            |              | <b>N.A.S 1L</b>     |                      |              |             |
|            | 37           | <b>LAZAREV Ivan</b>   | RUS        |  |            |              | <b>N.A.S 1L</b>     |                      |              |             |
|            | 42           | <b>SCHWARZ Christian</b>  | ITA        |  |            |              | <b>N.A.S 1L</b>     |                      |              |             |
|            | 44           | <b>BATKOWSKI Florian</b>  | AUT        |  |            |              | <b>N.A.S 1L</b>     |                      |              |             |

**Bewerbsstatistik:**

**Gemeldete Teilnehmer:** 53  
**Ausgeschiedene Teilnehmer:** 9  
**Gewertete Teilnehmer:** 44

**Für die Richtigkeit:**

**Juryvorsitzender:** Janko MEGLIC / SLO  
**Rennleiter:** Roland NIEDERMAYR / ITA

21.01.2007

Lungiaru / ITA

Seite/Page 7 von/from 7

Rodelauswertungsprogramm SPORTEDEV MALL V1.1

Lizenz : Fédération Internationale de Luge de Course (FIL)

© MALL Karl  
www.sportdev.com

Datenverarbeitung: WURZER Herbert  
Dataprocessing:

www.fil-luge.org

Zeitmessung:  
Timing:

